

BigPicture Gantt 권한 관리

이 문서는 BigPicture 가이드를 공유하기 위해 작성되었다.

- [개요](#)
 - 권한 체계
- [Global Permission 설정](#)
 - [Permissions for everyone](#)
 - [Default Roles](#)
- [프로그램별 사용 권한 설정](#)
- [권한 설정 예시](#)
 - [읽기 전용 사용자 \(스케줄 변경 금지\)](#)
 - [Step 1\) Global Security](#)
 - [Step 2\) Program Security](#)
 - [Step 3\) Read only 확인](#)

개요

권한 체계

- Global Permission 설정: BigPicture 기능 접근 제어 (기능접근, 프로그램 생성)
 - BigPicture Gantt 기능을 사용하기 위해 적어도 "Global User" 권한을 가져야 함
- Program 별 permission 설정: 해당 program에 대한 권한 설정 (읽기전용, 쓰기, 관리자)
 - Global security 보다 우선 함

Global Permission 설정

페이지: 관리자 메뉴 >> Add-ons >> BigPicture >> Security

Permissions for everyone

Jira에 로그인한 모든 사용자가 BigPicture 기능 사용 가능

Default Roles

역할별 권한 부여 가능

역할별 권한:

- Global User: BigPicture를 접근할 수 있는 권한
- Global Creator: Program 생성 권한, 생성한 프로그램에 대한 기본 보기 권한 부여됨
- Global Admin: Program 생성 권한이 자동으로 허용됨

By default, everyone has access to everything. However, you can fine-tune things quite considerably. Let assign users and groups to 3 different levels of permissions.

☒ **Permissions for everyone**
Recommended for evaluations. You can limit the permissions below if needed.

☒ **Default Roles**
Embedded roles with predefined set of permissions.
☐ **Role Extension** COMING SOON
Custom roles with possibility to update.

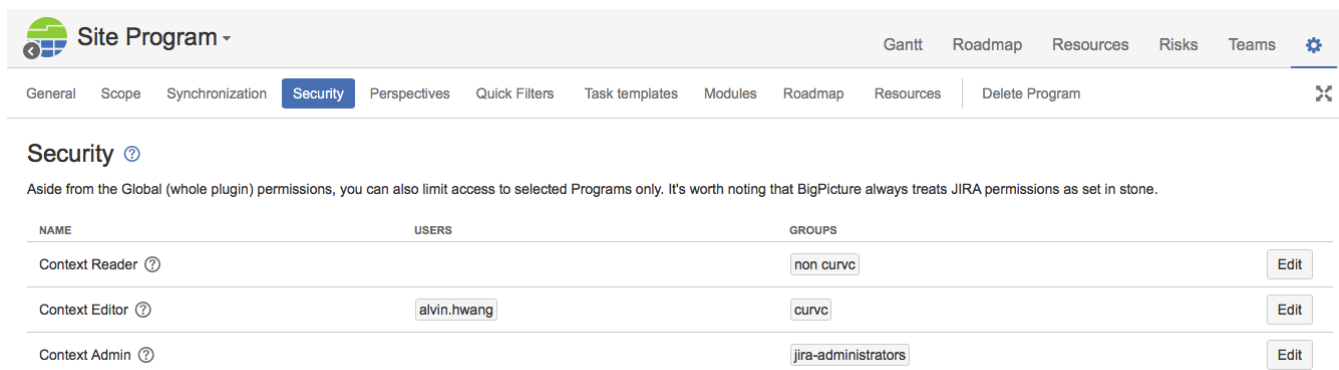
NAME	USERS	GROUPS	
Global User ?	<div>alvin.hwang</div>	<div>curvc</div>	<div>Edit</div>
Global Creator ?	<div>admin</div>		<div>Edit</div>
Global Admin ?	<div>admin</div>		<div>Edit</div>

프로그램별 사용 권한 설정

화면: BigPicture >> 프로그램 선택 >> BigPicture 관리자 아이콘 >> Security

역할별 권한 (Global permission >> Global User 권한 필요):

- Context Reader: 읽기 전용으로 프로그램 접근. 프로그램 스케줄 수정 시도시 오류 팝업 표시됨
- Context Editor: 프로그램 수정 가능
- Context Admin: 프로그램 관리자 메뉴 사용 가능



Site Program ▾ Gantt Roadmap Resources Risks Teams ⚙

General Scope Synchronization **Security** Perspectives Quick Filters Task templates Modules Roadmap Resources Delete Program

Security ⓘ

Aside from the Global (whole plugin) permissions, you can also limit access to selected Programs only. It's worth noting that BigPicture always treats JIRA permissions as set in stone.

NAME	USERS	GROUPS	
Context Reader ⓘ		non curvc	Edit
Context Editor ⓘ	alvin.hwang	curvc	Edit
Context Admin ⓘ		jira-administrators	Edit

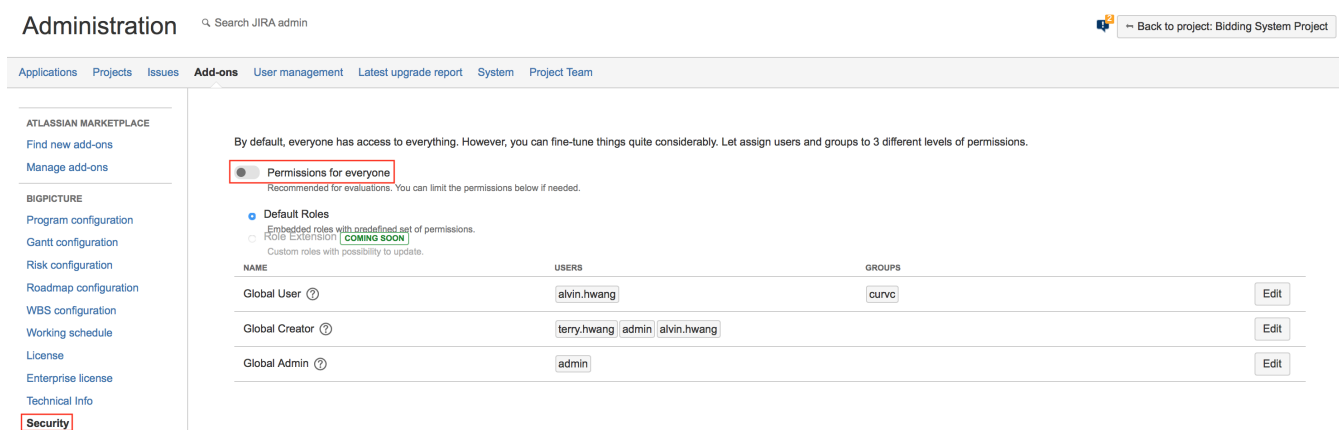
권한 설정 예시

읽기 전용 사용자 (스케줄 변경 금지)

사용자 alvin.hwang은 BigPicture의 Gantt 차트를 볼 수는 있지만 스케줄 변경은 할 수 없도록 설정하는 예제

Step 1) Global Security

- Global User, Global Creator에 alvin.hwang을 할당하여 PigPicture 접근 권한 부여



Administration 🔍 Search JIRA admin ⚙ Back to project: Bidding System Project

Applications Projects Issues **Add-ons** User management Latest upgrade report System Project Team

ATLASSIAN MARKETPLACE
Find new add-ons
Manage add-ons

BIGPICTURE
Program configuration
Gantt configuration
Risk configuration
Roadmap configuration
WBS configuration
Working schedule
License
Enterprise license
Technical Info
Security

By default, everyone has access to everything. However, you can fine-tune things quite considerably. Let assign users and groups to 3 different levels of permissions.
Recommended for evaluations. You can limit the permissions below if needed.

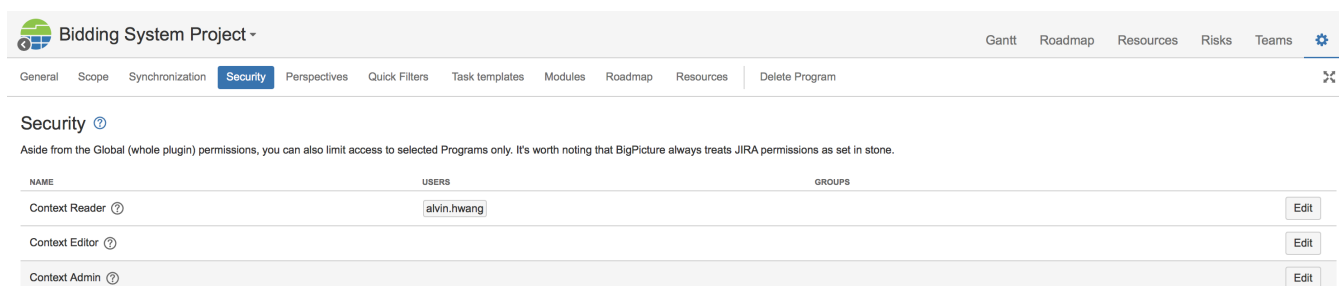
☒ **Permissions for everyone**

☒ **Default Roles**
Embedded roles with predefined set of permissions.
☐ Role Extension **COMING SOON**
Custom roles with possibility to update.

NAME	USERS	GROUPS	
Global User ⓘ	alvin.hwang	curvc	Edit
Global Creator ⓘ	terry.hwang admin alvin.hwang		Edit
Global Admin ⓘ	admin		Edit

Step 2) Program Security

- alvin.hwang이 스케줄을 변경하지 못하도록 Program Security의 Context Reader에 설정
- blocked URL Program security 설정은 Global security 보다 우선 함



Bidding System Project ▾ Gantt Roadmap Resources Risks Teams ⚙

General Scope Synchronization **Security** Perspectives Quick Filters Task templates Modules Roadmap Resources Delete Program

Security ⓘ

Aside from the Global (whole plugin) permissions, you can also limit access to selected Programs only. It's worth noting that BigPicture always treats JIRA permissions as set in stone.

NAME	USERS	GROUPS	
Context Reader ⓘ	alvin.hwang		Edit
Context Editor ⓘ			Edit
Context Admin ⓘ			Edit

Step 3) Read only 확인

- alvin.hwang 계정으로 Program을 접근하면 좌측 상단에 "READ ONLY"가 표시됨
- 스케줄 변경 안됨

- 수정된 스케줄을 적용하려면 Error 메시지 박스 표출됨

The screenshot displays the JIRA interface for the 'Bidding System Project'. The left sidebar lists project components and their progress:

- BSP: Bidding System Project (30%)
- BSP-1: Authentication (0%)
- BSP-4: Quote (0%)
- BSP-2: Bidding (0%)
- BSP-3: Board (0%)
- BSP-14: Development Environment (38%)
- BSP-12: Atlassian 도구 관련 미팅 - Atlassian (0%)
- BSP-13: Atlassian 도구 데모 - Atlassian AL (0%)
- BSP-15: Atlassian Confluence 평가판 설치 (25%)
- BSP-20: 로그아웃 안되는 문제 (0%)
- BSP-21: 회원가입 실패 문제 (0%)
- BSP-36: Bidding Class Diagram (0%)
- BSP-37: Risk Test (0%)
- LOTTE: LOTTE Card (0%)

The main Gantt chart area shows task bars for January and February 2018. Two error messages are present:

- Error:** A red box with the text 'Error' and links for 'Show details', 'Send error logs', and 'Download'.
- MANUAL MODE IS ON:** A white box with the text 'Related tasks will not affect this task.' and a link 'Click to fix period.'.

Below the Gantt chart, a table shows the number of programs involved, inbound links, and outbound links for each task:

Task	PROGRAMS INVOLVED	INBOUND LINKS	OUTBOUND LINKS
BSP-12 - Atlassian	1	0	0
BSP-20 - 로그	1	0	0
BSP-21 - 회원가입 실패 문제	1	0	0
BSP-36 - Bidding Class Diagram	1	0	0