

Jira - Scriptrunner 활용하여 이슈에 댓글 남길 시 자동 제한 설정

이 문서는 Jira - Scriptrunner 활용하여 이슈(issue)에 댓글(comment) 남길 시 자동 제한(Level) 설정 가이드를 공유하기 위해 작성되었다.

도구명	Jira, Scriptrunner
비고	

- [Scriptrunner 활용하여 이슈에 댓글 남길 시 자동 제한 설정](#)
 - [Scriptrunner Listener 만들기](#)
 - [확인](#)
 - [역할 ID값 확인 방법](#)
 - [제한 설정 시 그룹 추가하기](#)
- [참조링크](#)

Scriptrunner 활용하여 이슈에 댓글 남길 시 자동 제한 설정

Scriptrunner Listener 만들기

- Scriptrunner → Listeners → Create Listener 선택

The screenshot shows the Jira Administration interface. The 'ScriptRunner' tab is selected and highlighted with a red box. Below it, the 'Listeners' section is visible. A table lists existing listeners, including 'Custom listener' for '서비스 운영: 이슈 생성, 수정 시 타임별 픽업' and '서비스 운영: 이슈 생성시 알림 처리'. The 'Create Listener' button is highlighted with a red box and a blue circle with the number 2.

Name	Applied to	Events	Performance	History	Actions
Custom listener	SERVICE	2 Events	1s	All of the last 15 executions have failed	...
Custom listener	SERVICE	1 Event	1s	No failures in the last 1 execution(s)	...

- Custom Listener 선택

Administration Search Jira admin

Applications Projects Issues Manage apps User management Latest upgrade report System **ScriptRunner**

Browse Console Built-in Scripts Jobs **Listeners** Fields Behaviours Workflows Fragments JQL Functions REST Endpoints Resources Mail Handler Script Editor

Listeners > Create

Create Listeners

Automatically execute actions in response to an event. Use one of the built-in listeners or configure a custom listener using Groovy scripts. [More information](#)

Search Listeners

- Custom listener**
Write your own groovy class as a custom listener.
- Send a custom email (non-issue events)**
Send an email based on the template provided, after a non-issue event is fired and specific conditions are met. [EMAIL](#)
- Version synchroniser**
Synchronises versions across multiple projects. [PROJECT](#)
- Adds the current user as a watcher**
Adds the user performing the action as a watcher, if condition applies. [USER](#) [ISSUE](#)
- Clones an issue, and links**
Clones this issue to another issue, optionally another project and issue type, and creates a link. [WORKFLOW](#) [ISSUE](#) [FIELDS](#)
- Create a sub-task**
[WORKFLOW](#) [ISSUE](#)

적용할 프로젝트 선택

Custom listener
Write your own groovy class as a custom listener.

[Documentation & Tips](#) [Show](#)

Note

An optional note, used only for your reference.

Applied to

☒ Global (All projects)

☒ Select project(s)

Select project(s)

- SAMPLE
- SAMPLE2
- TEST-2
- TEST-관리자교육
- TEST5
- 서비스 운영

[Inline](#) [File](#)

the fully-qualified class name for the

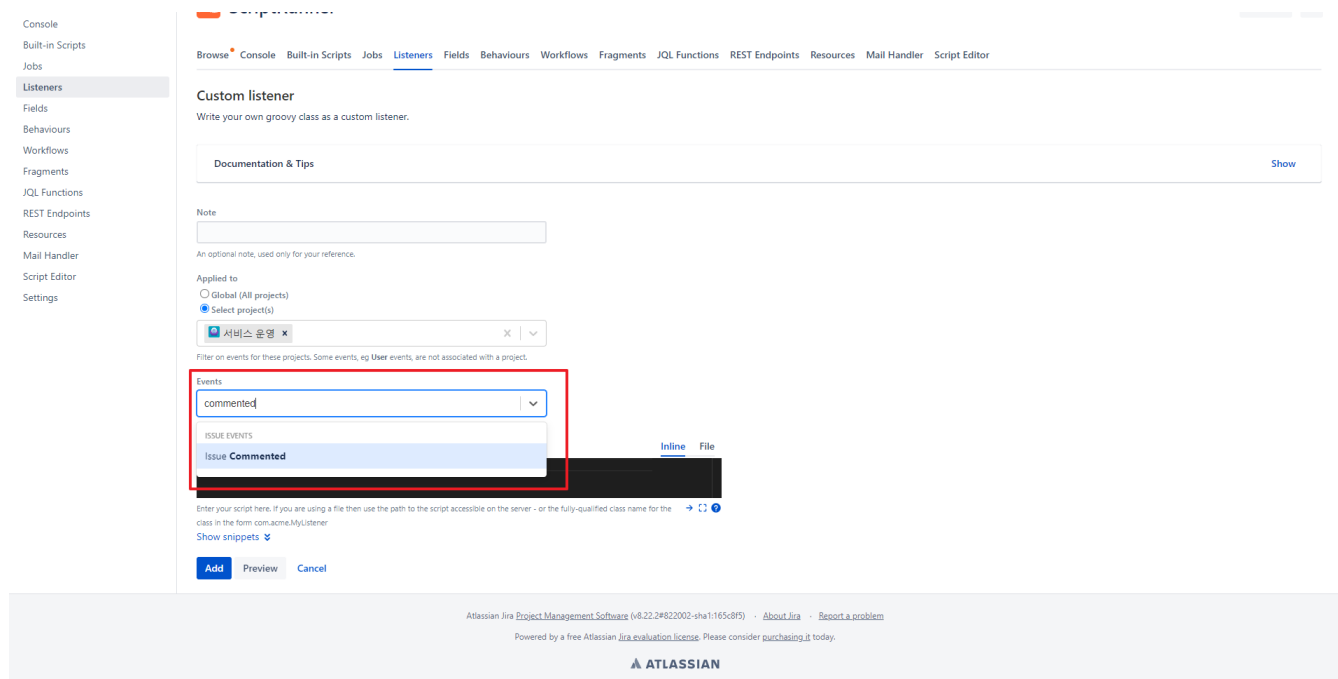
[Add](#) [Preview](#) [Cancel](#)

Atlassian Jira Project Management Software (v8.22.2#822002-sha1:165c8f5) · [About Jira](#) · [Report a problem](#)

Powered by a free Atlassian [Jira evaluation license](#). Please consider [purchasing it](#) today.

ATLASSIAN

Issue Commented 선택



- 스크립트
8번줄에 적용할 역할 ID값 입력

```
import com.atlassian.jira.component.ComponentAccessor
import com.atlassian.jira.issue.comments.MutableComment
import com.atlassian.jira.event.issue.IssueEvent

def event = event as IssueEvent
def user = event.getUser()
def comment = event.getComment() as MutableComment
comment.setRoleId(10202)
ComponentAccessor.getCommentManager().update(comment, true)
```

- 그룹으로 제한을 걸 경우: setGroupLevel(그룹명) 사용
단 제한에서 보이는 그룹명으로 설정

Fields
Behaviours
Workflows
Fragments
JQL Functions
REST Endpoints
Resources
Mail Handler
Script Editor
Settings

Write your own groovy class as a custom listener.

Documentation & Tips

Show

Note

An optional note, used only for your reference.

Applied to

☐ Global (All projects)

☒ Select project(s)

서비스 운영 x

Filter on events for these projects. Some events, eg User events, are not associated with a project.

Events

Issue Commented x

Which events to fire on.

Script

```
1 import com.atlassian.jira.issue.Comment
2 import com.atlassian.jira.issue.Issue
3 import com.atlassian.jira.issue.MutableIssue
4 import com.atlassian.jira.issue.eventtypes.IssueEvent
5 import com.atlassian.jira.issue.eventtypes.IssueEventTypes
6 def event = event
7 def issue = issue
8 def comment = comment
9 comment.set
10 ComponentAccessor.getCommentManager().update(comment, true)
```

Enter your script here. If you are using a file then use the path to the script accessible on the server - or the fully-qualified class name for the class in the form com.atlassian.jira.listener

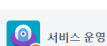
Show snippets

Update Preview Cancel

Atlassian Jira Project Management Software (v8.22.2#822002-sha1:165-bf5) · About Jira · Report a problem

Powered by a free Atlassian Jira evaluation license. Please consider purchasing it today.

ATLASSIAN



서비스 운영

SERVICE 보드

Backlog

Active sprints

Releases

Reports

Issues

Components

PROJECT SHORTCUTS

Add a link to useful information for your whole team to see.

+ Add link

SERVICE-111
CLONE - As a developer, I can updat...

SERVICE-110
test

SERVICE-109
jira.issue.editable

SERVICE-106
테스트3

SERVICE-108
테스트3

SERVICE-107
테스트3

SERVICE-104
테스트3

SERVICE-101
테스트2

SERVICE-102
테스트2

SERVICE-100
테스트1

+ Create issue

jk park added a comment - 8 minutes ago - Restricted to 개발팀

2332

Edit · Delete ·

jk park added a comment - Just now - Restricted to stash-users

asfafs

Edit · Delete ·

Comment

Style ▾ B I U A ▾

Visual Text

Viewable by All Users Add Cancel

All Users

Project Roles

Administrators

Tempo Project Managers

개발팀

개발팀 리더

기밀팀

Groups

Confluence-administrat...

Confluence-users

bamboo-admin

bamboo-user

crowd-administrators

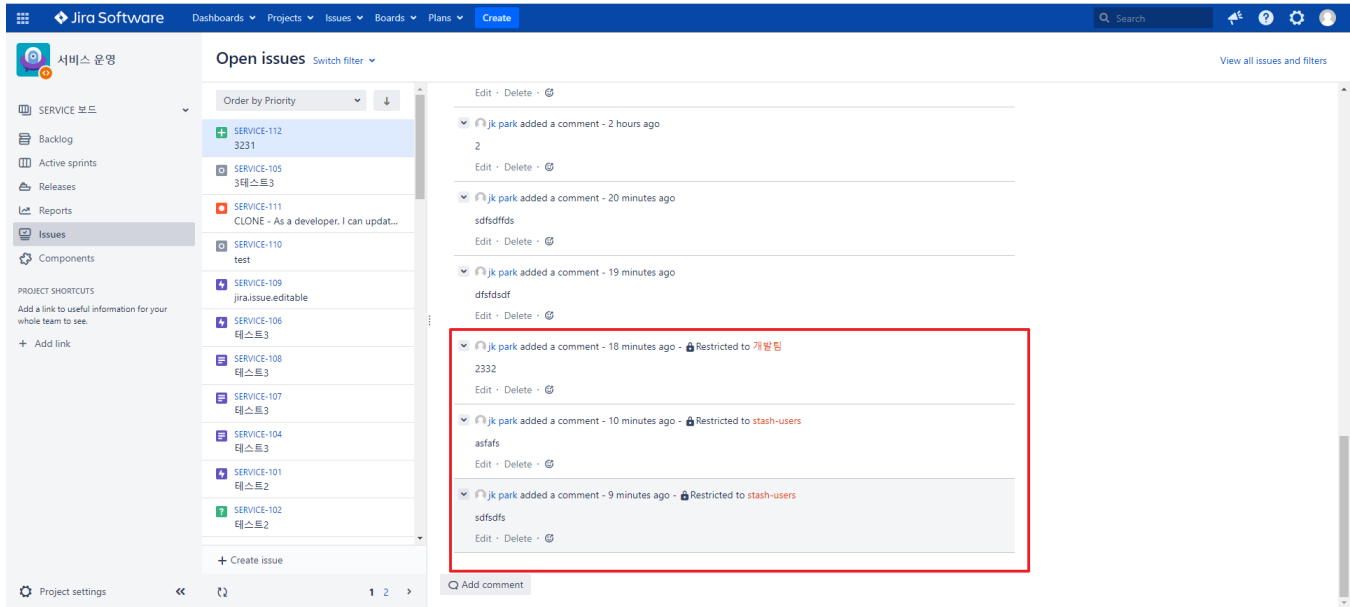
jira-administrators

jira-software-users

stash-administrators

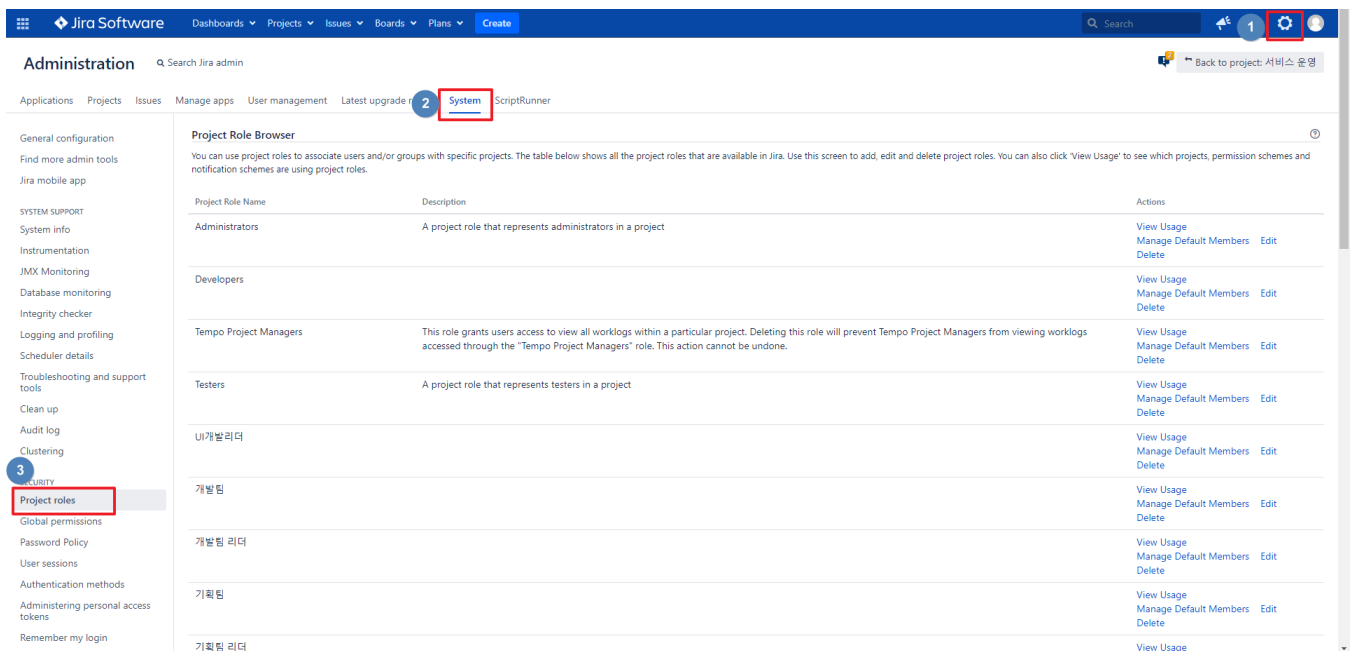
stash-users

확인



역할 ID값 확인 방법

- 톱니바퀴 → System → Project roles



- 참고자 하는 역할에서 Edit 선택

General configuration
Find more admin tools
Jira mobile app

SYSTEM SUPPORT
System info
Instrumentation
JMX Monitoring
Database monitoring
Integrity checker
Logging and profiling
Scheduler details
Troubleshooting and support tools
Clean up
Audit log
Clustering

SECURITY
Project roles
Global permissions
Password Policy
User sessions
Authentication methods
Administering personal access tokens
Remember my login
Allowlist

Issue collectors

USER INTERFACE
Default user preferences
System dashboard

Project Role Browser

You can use project roles to associate users and/or groups with specific projects. The table below shows all the project roles that are available in Jira. Use this screen to add, edit and delete project roles. You can also click 'View Usage' to see which projects, permission schemes and notification schemes are using project roles.

Project Role Name	Description	Actions
Administrators	A project role that represents administrators in a project	View Usage Manage Default Members Delete Edit
Developers		View Usage Manage Default Members Delete Edit
Tempo Project Managers	This role grants users access to view all worklogs within a particular project. Deleting this role will prevent Tempo Project Managers from viewing worklogs accessed through the "Tempo Project Managers" role. This action cannot be undone.	View Usage Manage Default Members Delete Edit
Testers	A project role that represents testers in a project	View Usage Manage Default Members Delete Edit
니개발리더		View Usage Manage Default Members Delete Edit
개발팀		View Usage Manage Default Members Delete Edit
개발팀 리더		View Usage Manage Default Members Delete Edit
기획팀		View Usage Manage Default Members Delete Edit
기획팀 리더		View Usage Manage Default Members Delete Edit
디자인(리더)		View Usage Manage Default Members Delete Edit
디자인운영리더		View Usage Manage Default Members Delete Edit

10.1.25.100:8080/secure/project/EditProjectRole!default.jspa?id=10202

■ URL 끝 부분 확인

← → ↺ ⚠ 주의 요함 | 10.1.25.100:8080/secure/project/EditProjectRole!default.jspa?id=10202

제한 설정 시 그룹 추가하기

■ 톱니바퀴 → System → General configuration

Jira Software Dashboards Projects Issues Boards Plans Create

Administration Search Jira admin

Applications Projects Issues Manage apps User management Latest upgrade report **System**

General configuration
Find more admin tools
Jira mobile app

SYSTEM SUPPORT
System info
Instrumentation
JMX Monitoring
Database monitoring
Integrity checker
Logging and profiling
Scheduler details
Troubleshooting and support tools
Clean up
Audit log
Clustering

SECURITY
Project roles
Global permissions
Password Policy
User sessions
Authentication methods
Administering personal access tokens
Remember my login

10.1.25.100:8080/secure/admin/ViewApplicationProperties.jspa

Settings

General Settings

Title	Jira
Mode	Private
Maximum Authentication Attempts Allowed	Unlimited
CAPTCHA on sign up	OFF
Base URL	http://10.1.25.100:8080
Email from	\$(fullname) (Jira)
Introduction	

Internationalization

Indexing language	English - Moderate Stemming
Installed languages	Chinese (China) Czech (Czechia) Danish (Denmark) Dutch (Netherlands) English (UK) English (United States) Estonian (Estonia) Finnish (Finland) French (France) German (Germany) Hungarian (Hungary) Icelandic (Iceland) Italian (Italy) Japanese (Japan) Korean (South Korea) Norwegian (Norway) Polish (Poland)

JIRA ADMINISTRATION
Applications
Projects
Issues
Manage apps
User management
Latest upgrade report
System

■ Edit Settings 선택

Jira Software Dashboards Projects Issues Boards Plans Create

Administration Search Jira admin

Applications Projects Issues Manage apps User management Latest upgrade report **System**

General configuration Find more admin tools Jira mobile app

SYSTEM SUPPORT System info Instrumentation JMX Monitoring Database monitoring Integrity checker Logging and profiling Scheduler details Troubleshooting and support tools Clean up Audit log Clustering

SECURITY Project roles Global permissions Password Policy User sessions Authentication methods Administering personal access tokens Remember my login

Settings Advanced Settings **Edit Settings**

General Settings

Title Jira

Mode Private

Maximum Authentication Attempts Allowed Unlimited

CAPTCHA on signup OFF

Base URL http://10.1.25.100:8080

Email from \$(fullname) (Jira)

Introduction

Internationalization

Indexing language English - Moderate Stemming

Installed languages Chinese (China) Czech (Czechia) Danish (Denmark) Dutch (Netherlands) English (UK) English (United States) Estonian (Estonia) Finnish (Finland) French (France) German (Germany) Hungarian (Hungary) Icelandic (Iceland) Italian (Italy) Japanese (Japan) Korean (South Korea) Norwegian (Norway) Polish (Poland)

Comment Visibility: Group&Project Roles 선택

System dashboard Look and feel Announcement banner Rich text editor Terminology

IMPORT AND EXPORT Backup system Restore system Project import External System Import Migrate to cloud

MAIL Outgoing Mail Incoming Mail Mail queue Send email Batching email notifications Email templates

ADMIN HELPER Permission helper Notification helper

SHARED ITEMS Filters Dashboards

ADVANCED Indexing Replication Content Delivery Network Attachments Events

Sharing with anyone on the web ☐ ON ☒ OFF
Allows users to share dashboards and filters with anyone on the web (including users who are not logged in). Disabling this will not affect dashboards and filters that are already shared with anyone on the web. You'll need to update them manually. [Learn more](#)

Maximum project name size
The minimum length is 2. 80 is recommended. Changing this length will not impact the currently existing project names.

Maximum project key size
The minimum length is 2. 10 is recommended. Changing this length will not impact the currently existing project keys.

Allow unassigned issues ☐ ON ☒ OFF
Cannot turn off "Allow unassigned issues" as there are 67 issue(s) that are unassigned.
Please assign these issues before disabling Unassigned issues.
N.B. You may not have permissions to view all of these issues.
Cannot turn off "Allow unassigned issues" as there are 1 project(s) that have Default assignees set to "Unassigned".
Please edit these projects before disabling Unassigned issues.

External user management ☐ ON ☒ OFF
Indicates that you are using user management from outside Jira. Jira will not display options for users to change their password, or edit their profile.
Note: With the 'authentication only' LDAP provider, this should be left **off**, as accounts are stored locally.

Logout confirmation ☒ Never ☐ Cookie ☐ Always
Whether to obtain user's confirmation when logging out. 'cookie' means prompt for confirmation if the user was automatically logged in (via a cookie). Default is 'never'.

Use gzip compression ☒ ON ☐ OFF
Whether to compress the web pages that Jira sends to the browser. It is recommended that this be turned ON, unless you are using mod_proxy.

User email visibility ☒ Public ☐ Hidden ☐ Masked (i.e. user at example dot com) ☐ Show to logged in users only
Indicates who can view user email on the user profile page.

Comment visibility ☒ Groups & Project Roles ☐ Project Roles only
enable/disable comment and worklog visibility based on groups and project roles.

Exclude email header "Precedence: bulk" ☐ ON ☒ OFF
Whether to exclude the 'Precedence: bulk' header on Jira notification emails. Only turn this on when notifications go to a mailing list which rejects 'bulk' mails.
In normal circumstances, this header prevents auto-replies (and hence potential mail loops).

Issue Picker Auto-complete ☒ ON ☐ OFF
Enables auto-complete and searching of issues from within the issue pickers.

JQL Auto-complete ☒ ON ☐ OFF
Enables auto-complete for entering JQL queries in the advanced issue navigator.

Internet Explorer MIME Sniffing Security Hole Workaround Policy ☐ Insecure: inline display of attachments ☒ Secure: forced download of attachments for all browsers
☒ Work around Internet Explorer security hole
Attachment viewing security options for cross-site site scripting vulnerabilities present in Internet Explorer 7 and earlier: Use the workaround to reduce the risk of attacks to IE users via attachments. Use download-only mode to sacrifice attachment viewing convenience in all browsers and gain ultimate protection against hostile attachments. See [JIRA Security Advisory 2008-08-26](#).

Contact Administrators Form ☐ ON ☒ OFF
Enables users to contact administrators by displaying an email form. Can be used with or without the custom message below.
To send email you need to configure a mail server.

Contact Administrators Message

참조링크

- Atlassian API
- Add Restricted Comments on Jira