

Stride와 Jira 연동 가이드

이 문서는 Stride와 Jira 연동에 대한 가이드를 공유하기 위해 작성되었다.

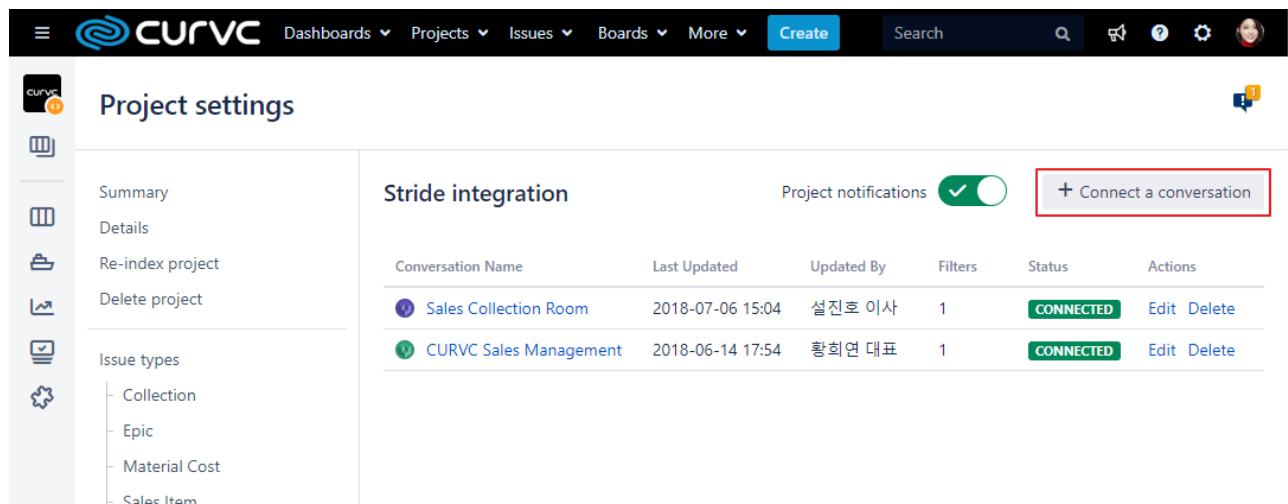
- 1. Jira Project settings
- 2. Connect a conversation
- 3. Access token & Rest API 정보
- 4. Filter 설정

1. Jira Project settings

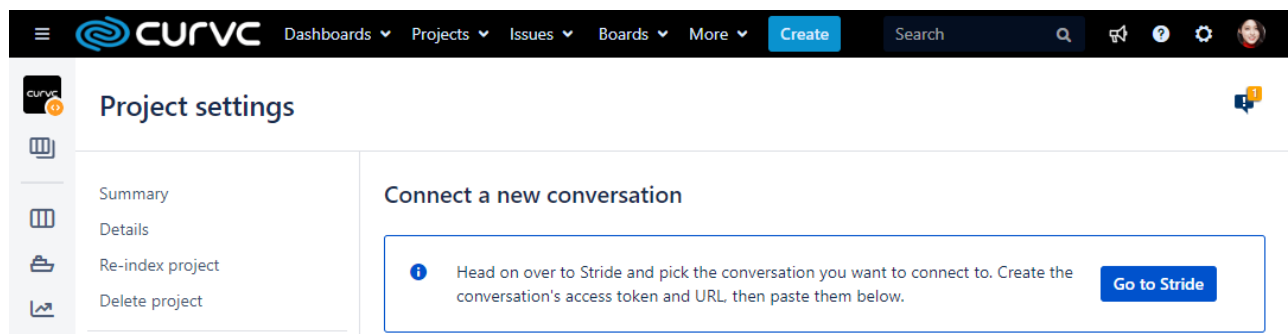
Jira의 Project settings에서 Stride integration으로 이동한다.

2. Connect a conversation

상단 Connect a conversation 버튼을 선택한다.

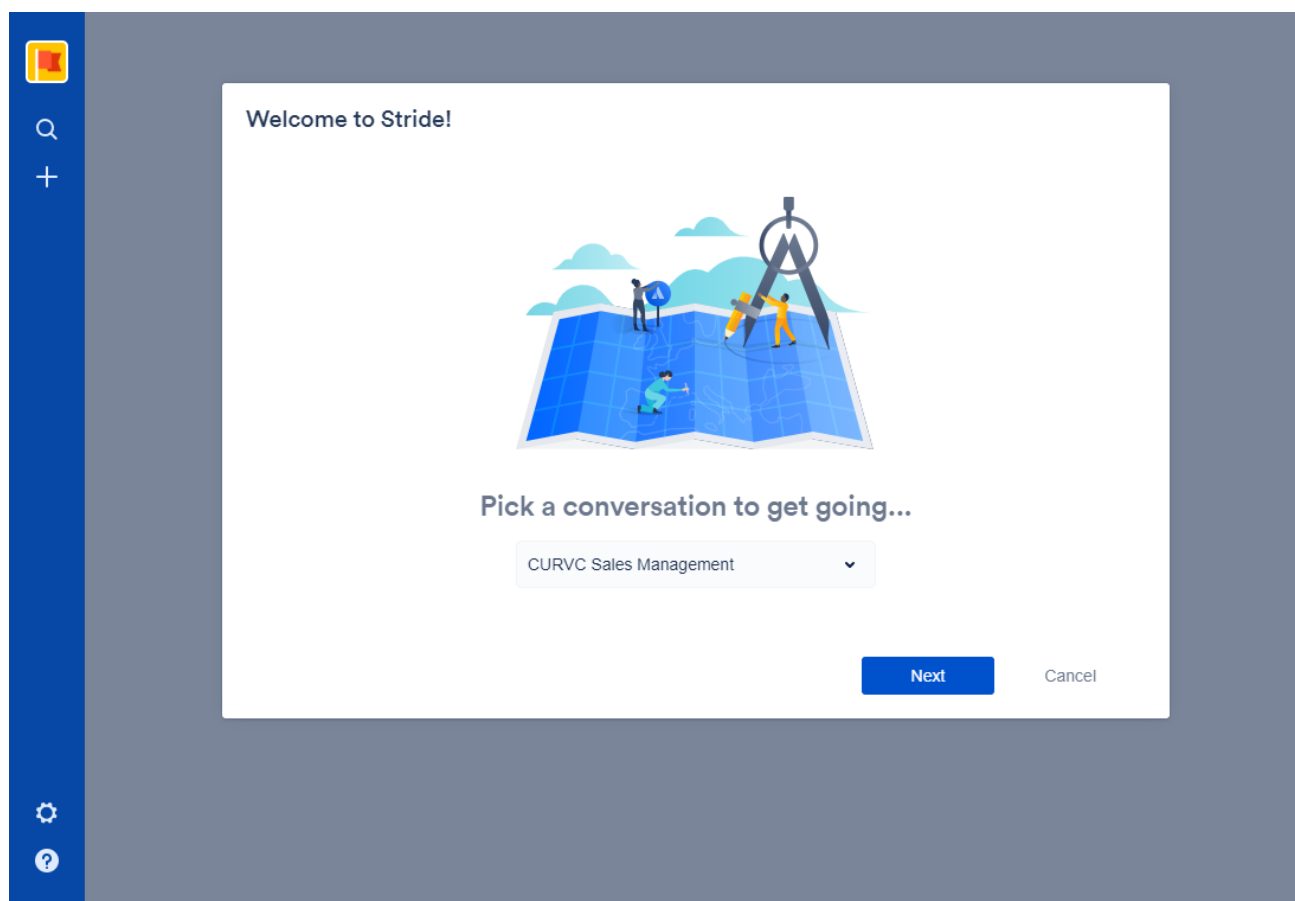


Connect a new conversation이 나타나면 Go to Stride 버튼을 선택하여 Stride로 이동한다.

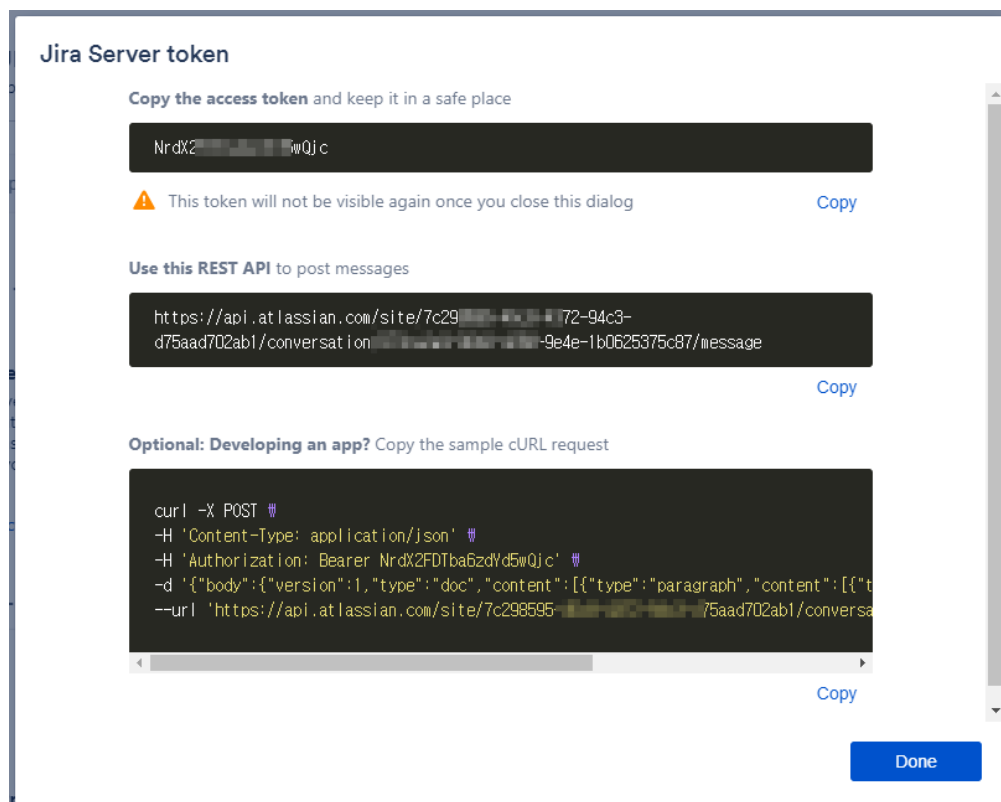


3. Access token & Rest API 정보

Stride에서 연결할 방을 선택하고 Next 버튼을 클릭한다.



다음과 같이 Jira Server를 위한 token 정보를 확인한다.



상단 정보를 Collect a new conversation의 Access token과 Conversation URL을 입력한다.

Project settings

- Summary
- Details
- Re-index project
- Delete project
- Issue types
 - Collection
 - Epic
 - Material Cost
 - Sales Item
 - Sub-task
 - Task
- Workflows
- Screens
- Fields
- Priorities

Connect a new conversation

Access token*

Conversation URL* <https://api.atlassian.com/site/7c298595-45c8-4372-94c3-d75aad702ab1/conversation/ak>

Conversation **Sales Collection Room** CONNECTED

Add a filter

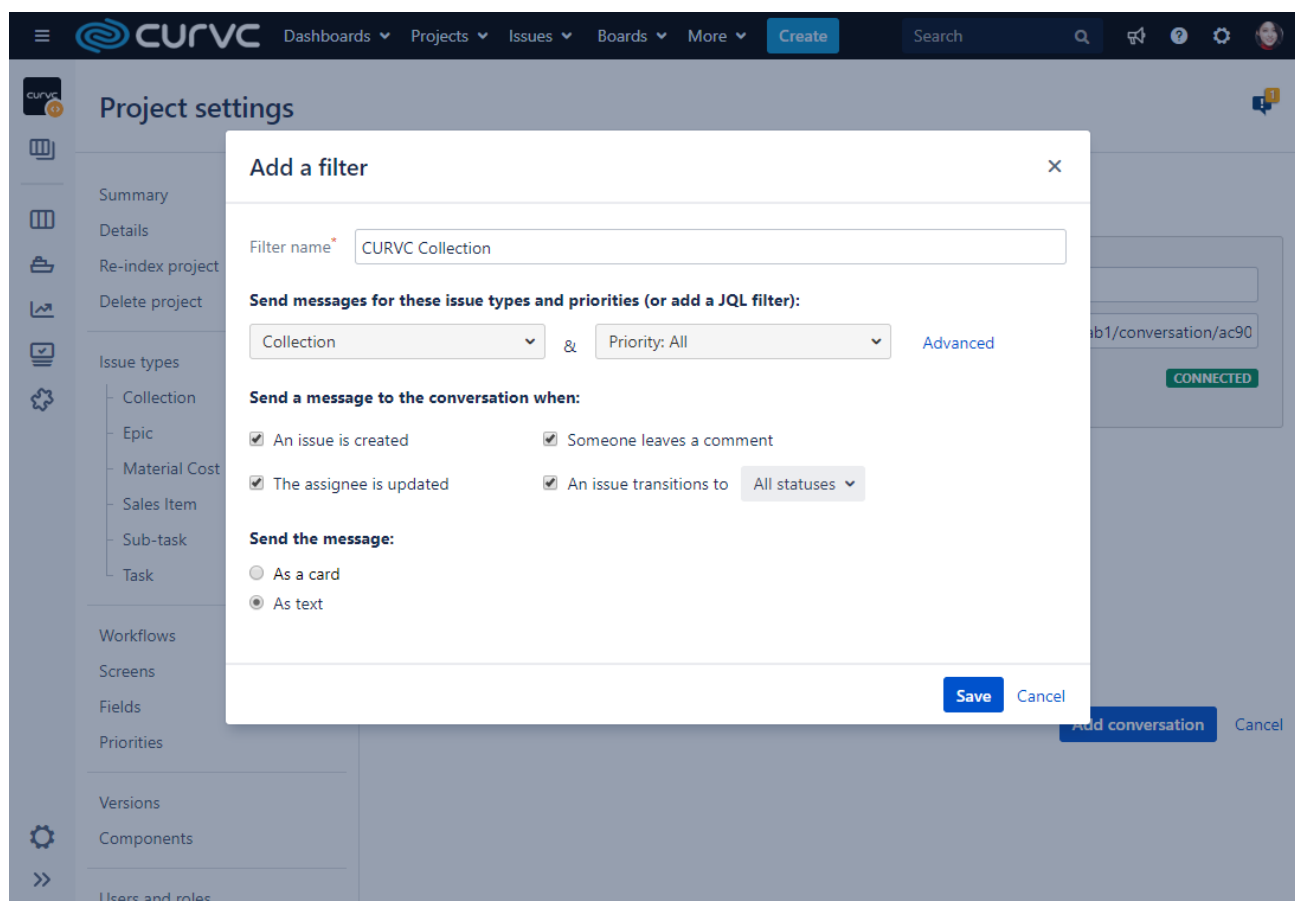
Need to get messages about all Jira issues or just the high priority ones?
Set the criteria for the messages that get sent.

[+ Add a filter](#)

Add conversation Cancel

4. Filter 설정

Push 알림에 대하여 Filter 를 사용하고 싶은 경우 아래 괄이 +Add a filter 링크를 선택하여 정보를 입력한다.



최종적으로 하단의 Add conversation 버튼을 클릭하여 통합 설정을 완료한다.

아래와 같이 Stride에서 알림을 받는 것을 확인할 수 있다.

The screenshot displays the Stride application interface. On the left is a sidebar with a navigation menu (hamburger icon, search, plus) and a list of rooms under 'STARRED' and 'RECENT' sections. The 'Sales Collection Room' is selected. The main area shows a chat history with messages from 'Stride' and 'Jira Server'. A 'New messages' section shows two messages from '설진호 이사' regarding the status change of 'ASM-501 [포스코ICT R&D] 운영지원'. Each message includes a card from 'CURVC Sales Management' showing the item's details: 'ASM-501: [포스코ICT R&D] 운영지원', Type: Collection, Priority: Medium, and Status: COLLECTION (or TAX INVOICE). The bottom of the chat area has a text input field and a toolbar with icons for attachments, mentions, emojis, and actions.

Stride

Available

Directory

Invite your team to get the conversation started.

Invite people to Stride

STARRED

CURVC News Room

RECENT

CURVC Sales Management 10

Sales Collection Room

ALM Project 5

Marketing and Sales

Boardroom

Terry Hwang

Yonghyun Kim

Heebeom Kim

Guruda Kim

Sales Collection Room

Add a room topic

Stride 6:11 PM

@Tom Seol added the Jira Server app.

Jira Server 6:15 PM

This conversation has been connected to CURVC Sales Management

설진호 이사 changed status of ASM-501 [포스코ICT R&D] 운영지원 to Collection

New messages

Jira Server 6:17 PM

설진호 이사 changed status of ASM-501 [포스코ICT R&D] 운영지원 to TAX INVOICE

This conversation configuration was updated for CURVC Sales Management

설진호 이사 changed status of ASM-501 to Collection

CURVC Sales Management

ASM-501: [포스코ICT R&D] 운영지원

Type: Collection Priority: Medium Status: COLLECTION

설진호 이사 changed status of ASM-501 to TAX INVOICE

CURVC Sales Management

ASM-501: [포스코ICT R&D] 운영지원

Type: Collection Priority: Medium Status: TAX INVOICE